



Convergence's **Complexity Profiles** is a first-of-its-kind methodology that assigns a complexity profile to every SEC-registered investment advisor who manages alternative asset funds.

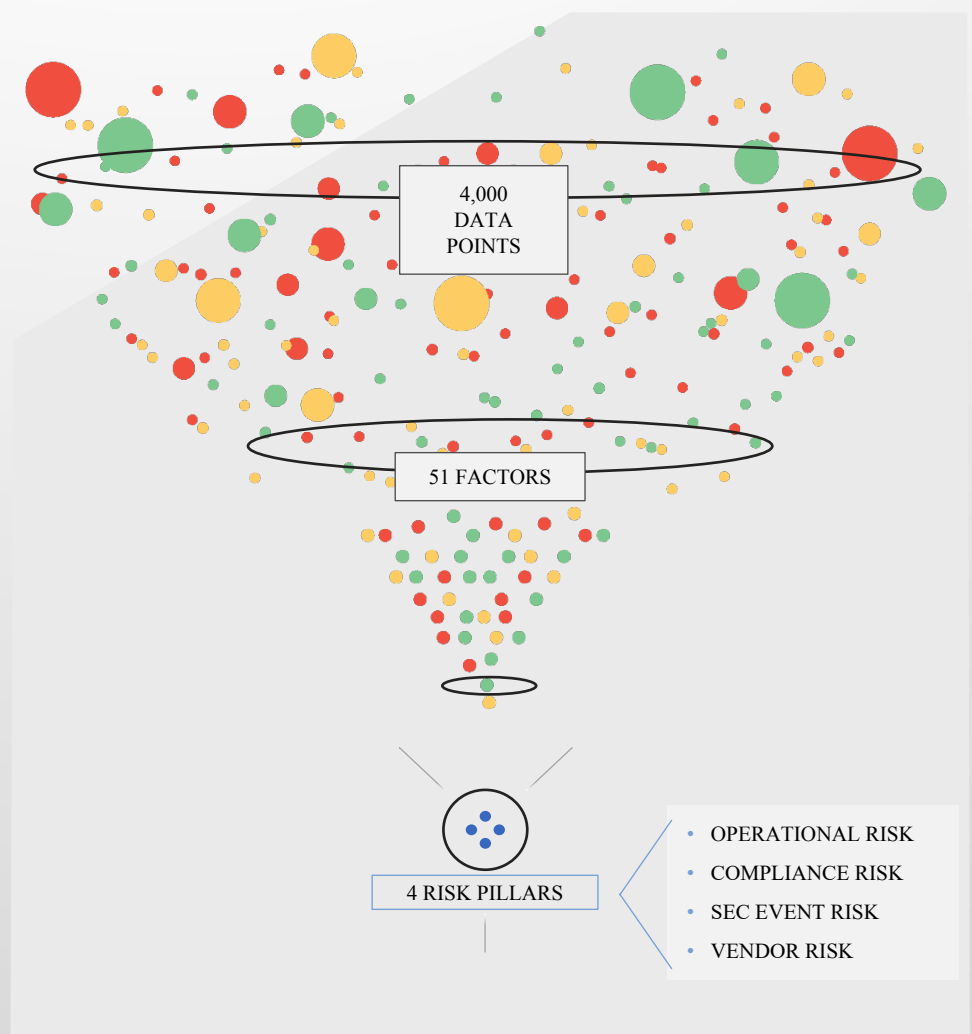
- We track and monitor this universe of approximately 8,300 advisors in more than 50 countries - every day
- Using proprietary technology, Convergence's experienced staff identifies, measures and profiles the critical risk factors in each advisor's operating model - and enhances that output with original, contextual analysis, validated by 120 years of risk and operational experience from the firm's leadership team.
- **Complexity Profiles** are a new approach to pro-actively monitoring non-investment risk brought on by investment and business complexity - an essential component in helping to further manage risk in your business model.

**Complexity Profiles** are part of Convergence's growing data library of original content, available only through the firm's unparalleled subscription service. As an independent firm, Convergence captures, parses, normalizes, and **enriches 100% of the data it collects**, benchmarking nearly **4,000 data points** against an advisor's filings, revealing key changes that directly impact levels of operational risk.

The objective of Convergence's Advisor **Complexity Profiles** Service is to empower you to grow your business, enrich your risk management and improve the efficiencies in your business model, by helping you **make effective data-driven decisions pertaining to complexity.**

Convergence's 51 complexity factors expose potential warning signs in the four crucial Risk Pillars

- **Operational Risk**
- **Compliance Risk**
- **SEC Event Risk**
- **Vendor Risk**






**CONVERGENCE**  
OPTIMAL PERFORMANCE

# Achieving Operational Alpha

## Convergence's Product Offering

[www.convergenceinc.com](http://www.convergenceinc.com)



### RESEARCH

Coverage of all 18,000+ SEC Registered Investment Advisors and 16,000+ State Registered Advisors. Research any Advisor from a comprehensive view of 500 data points sourced daily from regulatory filings, including Form ADV and the Brochure, plus additional 1200 derived data points of original content. Each manager is organized into its peer group, allowing you to compare and contrast any metrics to the peer group or to the marketplace. Available in web-based portal with mobile access or exportable 3D data file.



### ANALYTICS

Our original content and analytics allow you to benchmark and compare data metrics across the industry and peers. Examples include:

**Fund Expense Practices Analyzer:** Expense Disclosure Analysis


**Regulatory History:** Regulatory, Criminal and Civil violations

**Market Share Analysis and Book:** Service Provider Market Share

**Complexity Profiling:** Proprietary 40+ Factor Advisor Operating Model Risk profiling

**Talent Identification Manager:** C Suite Filter: Skills, Attributes, Experience

**Service Provider Best Fit and Efficiency:** Client Selection Tool



### SURVEILLANCE

Daily surveillance of material change items delivered through a file or DASHBOARD:

#### PEERS/COMPETITORS

- Advisors Added
- Asset Growth/Redemptions
- Funds Launched – FORM D
- Staffing Changes
- Investor Moves
- Conflicts Of Interest
- Fee Types
- Vendor Changes
- Qualified Audits
- C Suite Changes
- New Regulators
- Regulatory Actions
- New Office Locations
- Expense Disclosures
- Productivity Benchmarking
- Staff Benchmarking

#### SERVICE PROVIDERS

- New Fund Clients
- Unique Advisors
- Existing Funds Lost
- Assets Under Administration
  - Strategy
  - Fund Type
  - AUM Size
- Market Share
  - Strategy
  - Fund Type
  - AUM Size
- Client Complexity
- Headcount Levels
- Productivity Levels
- Qualified Audits
- Client Strategies Supported

Convergence delivers the tools to provide Institutional Investors with a competitive edge.

We invite you to discover how.

For more information, please contact George Evans at [gevans@convergenceinc.com](mailto:gevans@convergenceinc.com)